




Paste in
right and left hand
mode

Copy in
right and left hand
mode

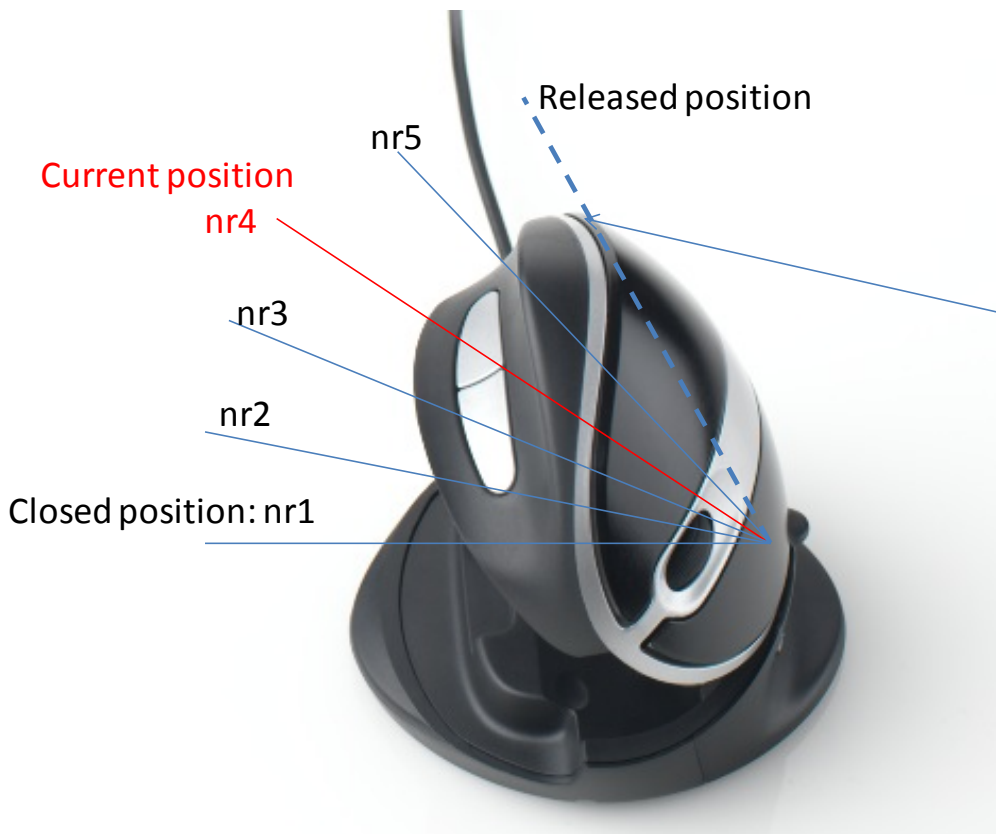


Doubleclick

Doubleclick




Warranty does NOT cover misuse



In order to close the mouse FIRST OPEN TO released position!!

If too much force is used pressing the top of the mouse down with out releasing the mechanism first the joint might break. In this case damage is not covered by warranty.



Right hand mode



OysterMouse.

Get started:

Understand the mechanic function before using your OysterMouse. Open the OysterMouse to a position you find comfortable. If you want to close the Mouse or reduce the angle, first open to "released position" see picture illustration.

Conecting OysterMouse:

Conect your Oyster Mouse in an USB port on your computer.

The OysterMouse supports:

Windows up to Win7.

For mac the copy/paste functions are not supported.